


Wildlife Series

copyright 2011

Judith A Helms

Squirrel Chart

This chart is one of three charts that I have combined to create the following possibilities. I am sure you will come up with many of your own.



On the following pages I have used these charts to design several sweaters.


I offer these pictures as suggestions. I am sure you will find other projects to use them on as well.

All charts in this series are gauged for 6 stitches and 9 rows to the inch using sports weight yarn.

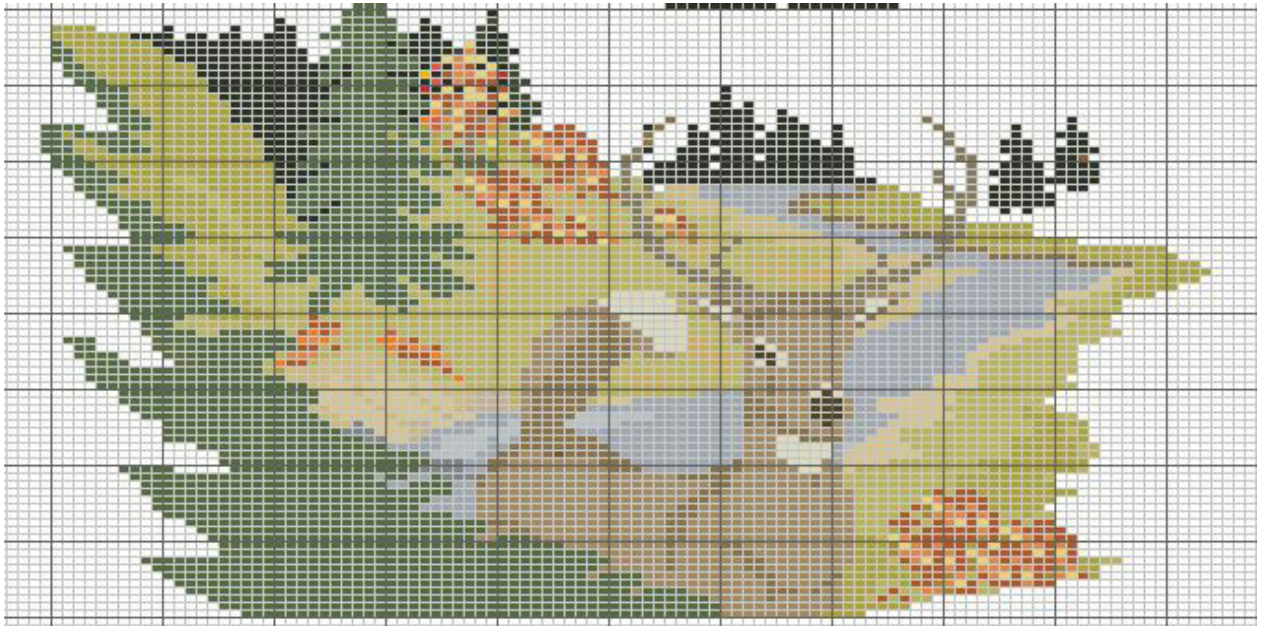
Enjoy!

Knit- tweaker

Front Chart




Here I have combined both the Squirrel chart, the Scroll Chart and the White Tail Moffit together to design this ski sweater.





Here I used all the charts and filled in the main color of the sweater around them.





The design below features the Scroll and Squirrels. I think they would even be cute on a pair of socks.



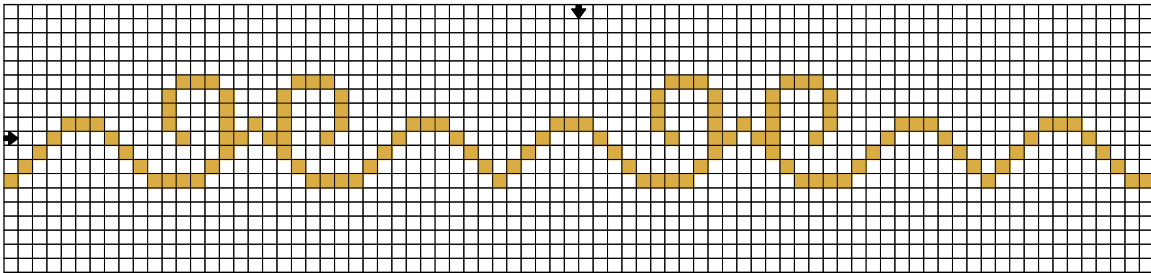
See what you can do with them. All the charts will be sent in a separate format as well, so that you can use them independently.

Wildlife Series

Copyright 2011

Judith A Helms

Scroll Chart



In the following picture you can see how I combined the Scroll with the Squirrels



Wildlife Series

White Tail Buck

Copyright 2011

Judith A Helms

Below is the complete White Tail Buck chart.

As before all my chart in this series are gauged for 6 stitches and 9 rows to the inch. It is very suitable for sport weight yarns, but could be just as affective done up in fingering weight. the picture would just be a bit smaller.

I hope you give it a try.

Please check out your Main PDF in this series as I have info and options on how you might use these charts for you next Ski sweater.

